



INDASA MIXING SYSTEM



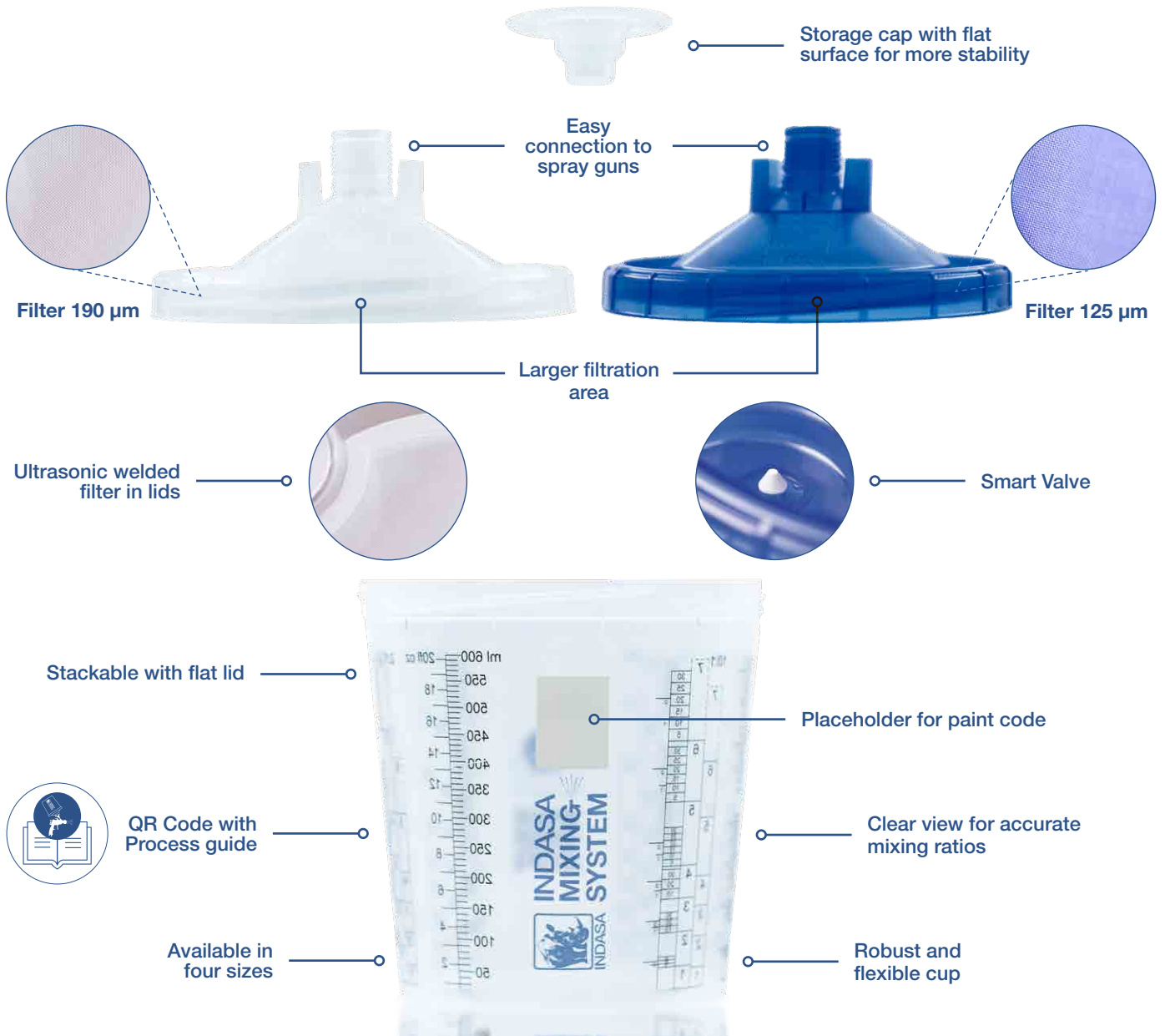
Effortless spraying,
optimized flow



INDASA MIXING SYSTEM

Maximize the productivity of your paint job with **INDASA Mixing System**

Experience effortless convenience with our two-part system, simple and seamless handling every time. Save money and paint without affecting color or coverage.



Features and Benefits

No liner → No color distortion or pigment concentration

Integrated filter → Fast and secure assembly

Flat lids → Stackable storage

2 part system → Simple handling

Smart Valve → Optimized paint flow

Two available filters → Blue for 125 microns and Clear for 190 microns

High Grade Polypropylene plastic → Robust and flexible cup

Single use mixing system → Clean parts every job

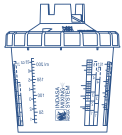
Clear cup graduation → Calibrated and reliable mixing ratios

Silicone-free → Confidence in the application

Technical specifications

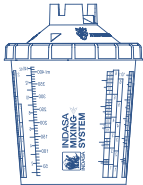


200 ml 7fl oz KIT



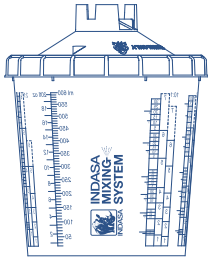
Part Number	Filter	Included			
611289	190 µm	Clear filtered lids x 50	Cups x 50	Flat lids x 5	40mm caps x 10
611241	125 µm	Blue filtered lids x 50			

400 ml 14fl oz KIT



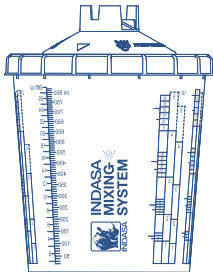
Part Number	Filter	Included			
611296	190 µm	Clear filtered lids x 50	Cups x 50	Flat lids x 5	40mm caps x 10
611258	125 µm	Blue filtered lids x 50			

600 ml 20fl oz KIT



Part Number	Filter	Included			
611302	190 µm	Clear filtered lids x 50	Cups x 50	Flat lids x 5	40mm caps x 10
611265	125 µm	Blue filtered lids x 50			

800 ml 28fl oz KIT



Part Number	Filter	Included			
611319	190 µm	Clear filtered lids x 50	Cups x 50	Flat lids x 5	40mm caps x 10
611272	125 µm	Blue filtered lids x 50			

ACCESSORIES

200 ml 7fl oz		400 ml 14fl oz		600 ml 20fl oz		800 ml 28fl oz	
Part Number	Product	Part Number	Product	Part Number	Product	Part Number	Product
611494	190 µm filtered lids x 50	611517	190 µm filtered lids x 50	611531	190 µm filtered lids x 50	611555	190 µm filtered lids x 50
611418	125 µm filtered lids x 50	611432	125 µm filtered lids x 50	611456	125 µm filtered lids x 50	611470	125 µm filtered lids x 50
611579	Cups x 300	611593	Cups x 300	611616	Cups x 300	611630	Cups x 300
611333	Flat lids x 100	611357	Flat lids x 100	611371	Flat lids x 100	611395	Flat lids x 100

One INDASA Mixing System, multiple spray guns

We offer a wide range of adapters to suit your needs




To find the right adapter for your spray gun, scan this QR Code or contact your local INDASA partner

Optimize your paint applications with INDASA Mixing System

SETUP



01 Mix paint directly inside the INDASA Mixing System Cup.



02 Place lid on top of the cup and a quarter twist to lock.



03 Select the right adapter, align the spray gun with the arrow and push down until firmly in place.



04 Disconnect air line. Invert gun and pull trigger to release excess paint.



05 Pull the spray gun upwards to disconnect cup from the spray gun.



06 Use the cap or flat lid to seal and protect the remaining material in accordance with recommendations of the paint manufacturer and with local regulations or authorities.

STORAGE

Helpful Tips

Labeling: Always label the contents.

Regulations: Always comply with your local legislation and guidelines.

Disposal: Always dispose in accordance with paint manufacturer's guidelines.

Health and safety: Always refer to paint manufacturer's guidelines for the correct personal protective equipment.

